

Korea, Republic of

Statistical Country Profile



Edition 08/2024

Publication date: 05 August 2024

Contact us: www.destatis.de/contact

Phone: +49 611 75 2405

© Federal Statistical Office of Germany (Destatis), 2024

Reproduction and distribution, also of parts, are permitted, provided that the source is mentioned.

Contents

General information	3
Economy and finance	3
Population	5
Health	7
Education	7
Labour force	7
Living conditions	9
Manufacturing	9
Agriculture and forestry	9
Foreign trade	10
Transport	12
Environment and energy	12
Science, research and technology	13
Sources	13



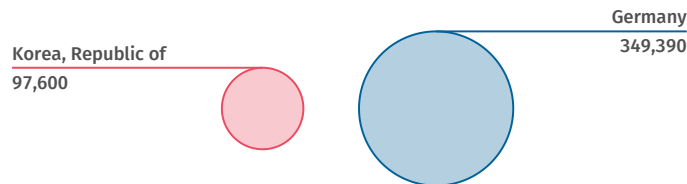
General information

Capital city
Seoul

Official language
Korean

Currency
South Korean Won

Land area in relation to Germany
km²



Source: WB-WDI



Economy and finance

Gross domestic product
(GDP), total

bn US\$
1,713

(2023)

Source: IMF-WEO

GDP,
real change

% since 2000
+121

(2023)

Source: IMF-WEO*

GDP
per capita

US\$
33,192

(2023)

Source: IMF-WEO

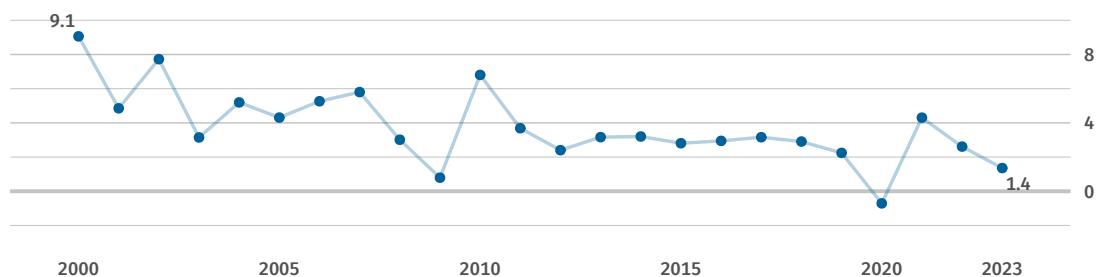
GDP
per capita

internat. US\$
56,552

(2023)

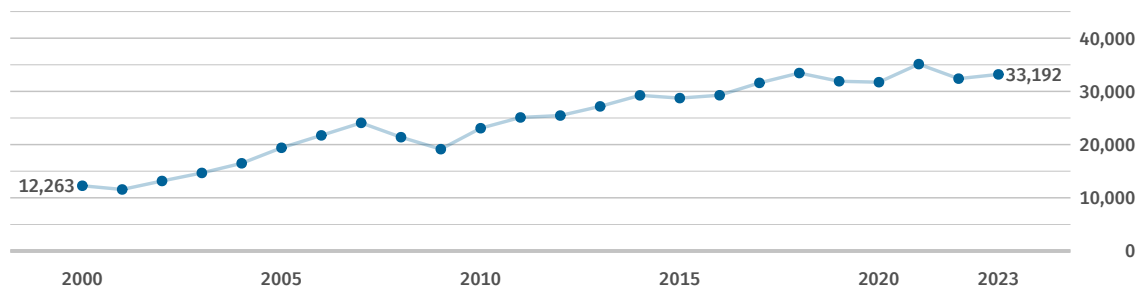
Source: IMF-WEO

Gross domestic product, real change
% on previous year



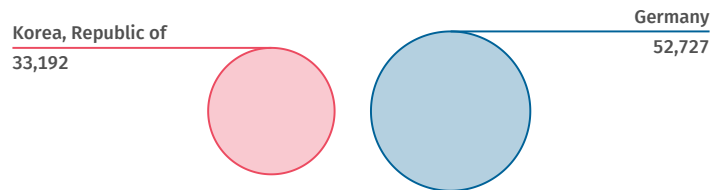
Source: IMF-WEO

Gross domestic product per capita
US\$



Source: IMF-WEO

Gross domestic product per capita in relation to Germany, 2023 US\$



Source: IMF-WEO

Inflation rate
(change of consumer
price index)
% on previous year

+3.6
(2023)

Source: IMF-IFS

General government
gross debt

% of GDP
55.2
(2023)

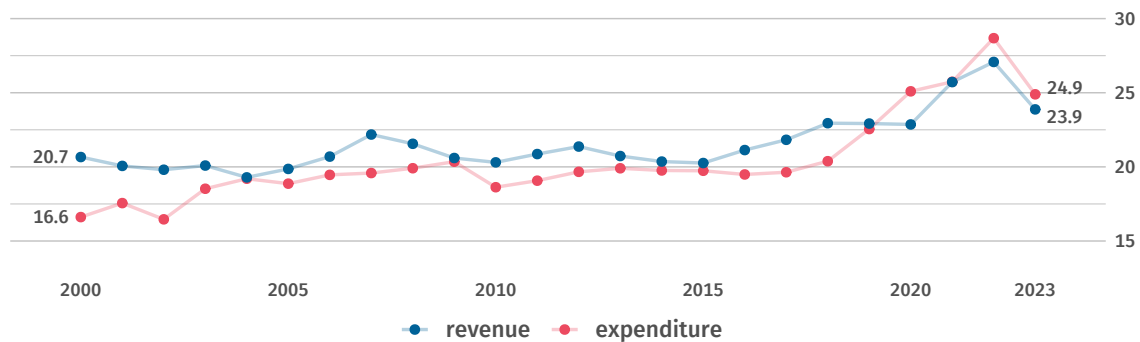
Source: IMF-WEO

General government
net lending / borrowing

% of GDP
-1.0
(2023)

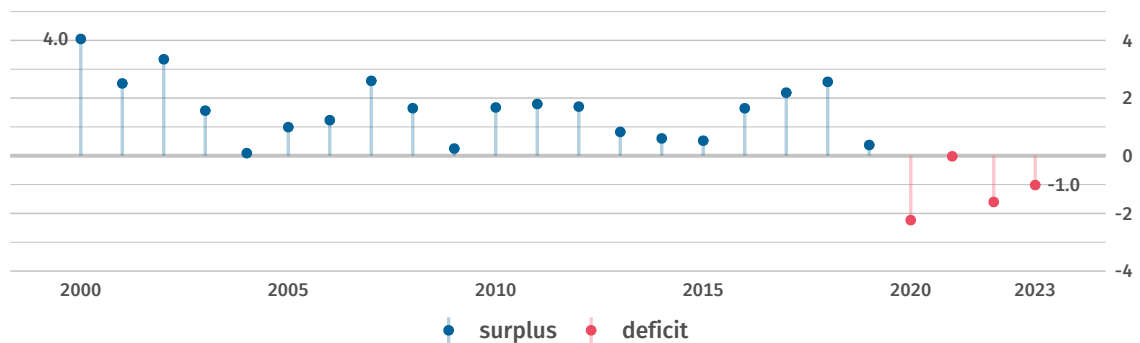
Source: IMF-WEO

General government revenue and expenditure % of GDP



Source: IMF-WEO

General government net lending / borrowing % of GDP



Source: IMF-WEO

Foreign direct investment (FDI):
inward stocks

bn US\$

272

(2022)

Source: UNCTAD

Foreign direct investment (FDI):
outward stocks

bn US\$

648

(2022)

Source: UNCTAD

Foreign direct investment (FDI):
net flow, inward

bn US\$

18

(2022)

Source: UNCTAD

Foreign direct investment (FDI):
net flow, outward

bn US\$

66

(2022)

Source: UNCTAD



Population

Population
total

1,000

51,713

(2023)

Source: WB-WDI

Population
density

inhabitants per km²

530

(2021)

Source: WB-WDI

Life expectancy
at birth (women)

years

85.6

(2022)

Source: WB-WDI

Life expectancy
at birth (men)

years

79.9


(2022)

Source: WB-WDI

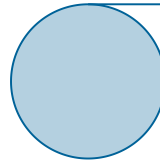
Population in relation to Germany, 2023

1,000

Korea, Republic of
51,713



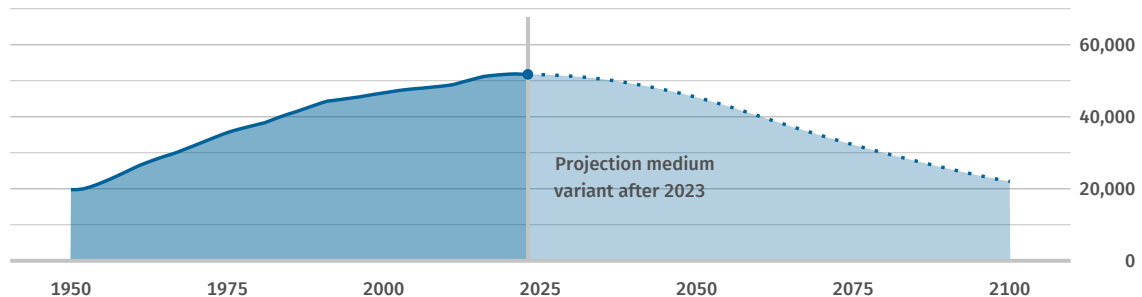
Germany
84,482



Source: WB-WDI

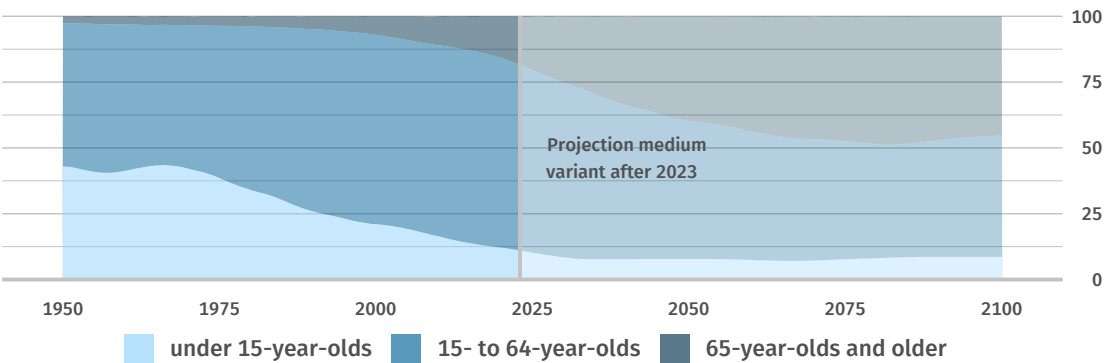
Population

1,000



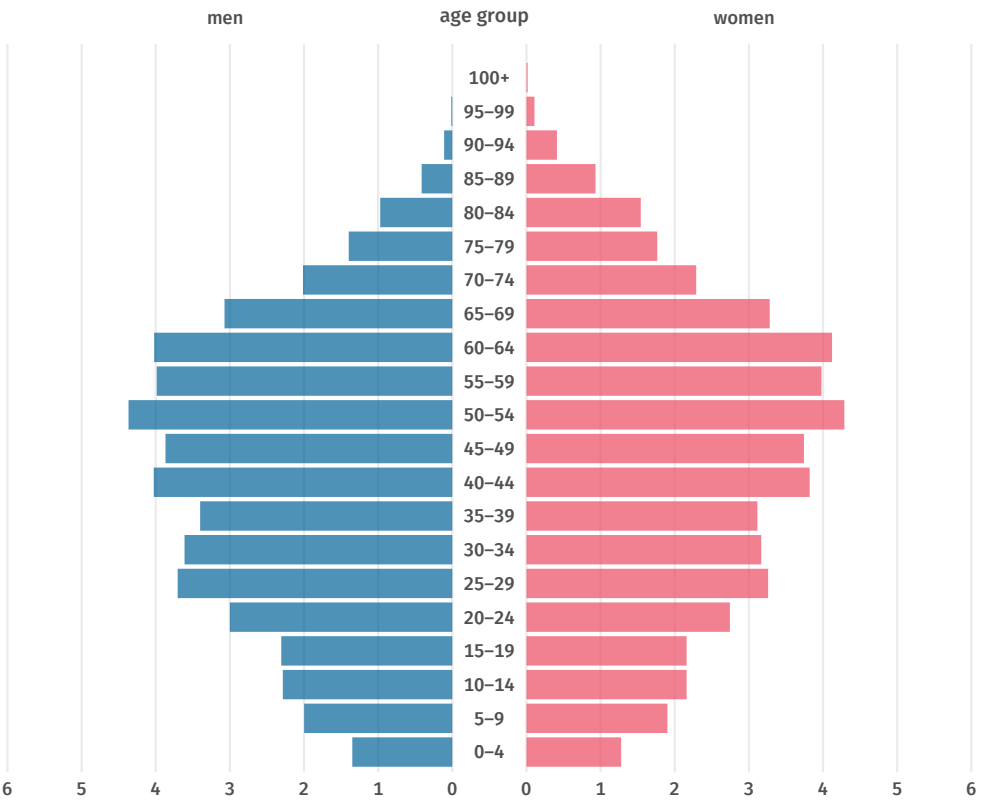
Source: UN-POP

Population by age group
proportion, %



Source: UN-POP

Population pyramid, 2023
% of total population



Source: UN-POP



Health

Practising physicians per 1,000 inhabitants 2.5 (2021) Source: WHO	Hospital beds per 1,000 inhabitants 12.8 (2021) Source: WHO	Prevalence of raised blood pressure % 12.7 (2019) Source: WHO	Prevalence of obesity (BMI >= 30) % 7.3 (2022) Source: WHO
--	---	---	---



Education

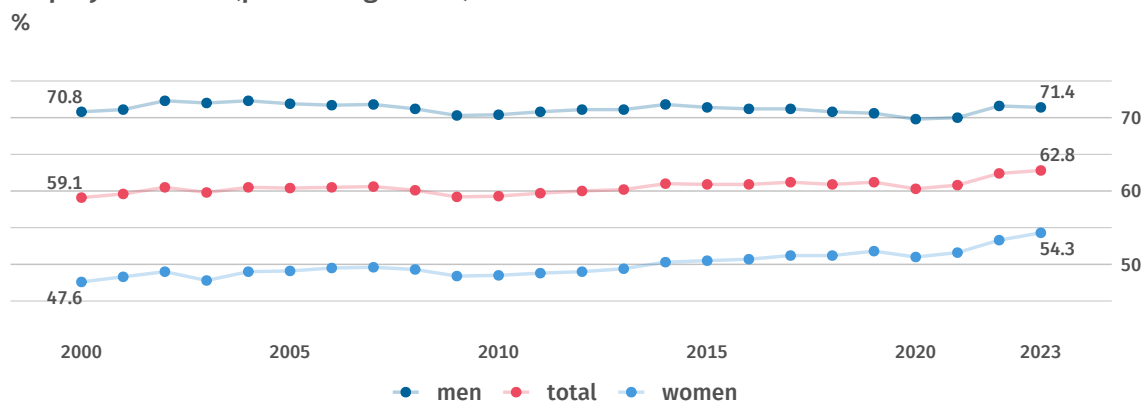
Government expenditure on education % of GDP 4.7 (2019) Source: UNESCO	Pupil-teacher ratio (primary education) number 16.3 (2017) Source: UNESCO	Pupil-teacher ratio (secondary education) number 13.3 (2017) Source: UNESCO	Students (tertiary education) per 100,000 inhabitants 5,976 (2018) Source: UNESCO*
--	---	---	--



Labour force

Employment rate (persons aged 15+) % 62.8 (2023) Source: ILOSTAT	Labour force (persons aged 15+) 1,000 29,652 (2023) Source: ILOSTAT	Labour force participation rate (persons aged 15+) % 64.5 (2023) Source: ILOSTAT	Self-employment (persons aged 15+) % 23.5 (2022) Source: ILOSTAT
--	---	--	--

Employment rate (persons aged 15+)



Employment and gross value added by sector, 2021

%

Employment



Gross value added



agriculture, forestry, fisheries industry services not specified

Source for employment: ILOSTAT
Source for gross value added: UNSD

Unemployment rate
(persons aged 15+)

%

2.7

(2023)

Source: ILOSTAT

Unemployment rate
(persons aged 15 to 24)

%

5.0

(2023)

Source: ILOSTAT

Long-term unemployment rate
(persons aged 15+)

% of unemployed persons

0.6

(2022)

Source: ILOSTAT

Unemployment rate and youth unemployment rate

%



Source: ILOSTAT



Living conditions

Human Development
Index (HDI)

value (0 low to 1 high)

0.929

(2022)

Source: UNDP

Human Development
Index (HDI)

rank (of 193 countries)

19

(2022)

Source: UNDP

Income distribution:
Gini coefficient

value (0 to 100; 0=equal distribution)

31.4

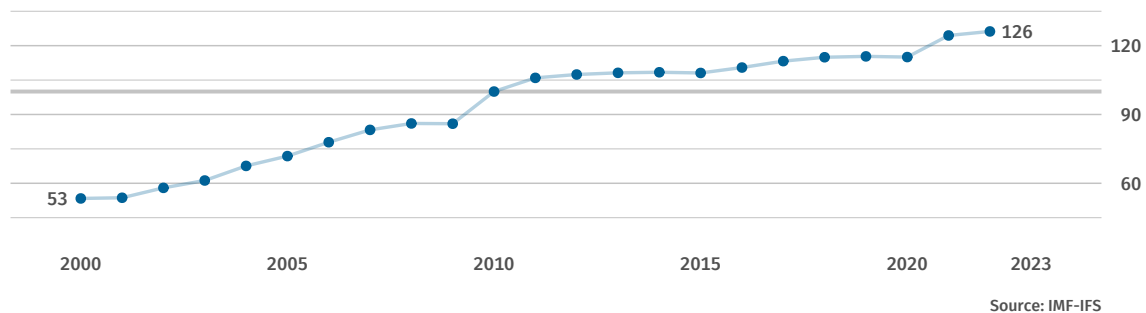
(2016)

Source: WB-WDI



Manufacturing

Index of industrial production
2010=100



Agriculture and forestry

Change in agricultural
production

% since 2000

+5

(2021)

Source: FAO*

Agricultural
land

% of land area

16.4

(2021)

Source: FAO*

Forest
area

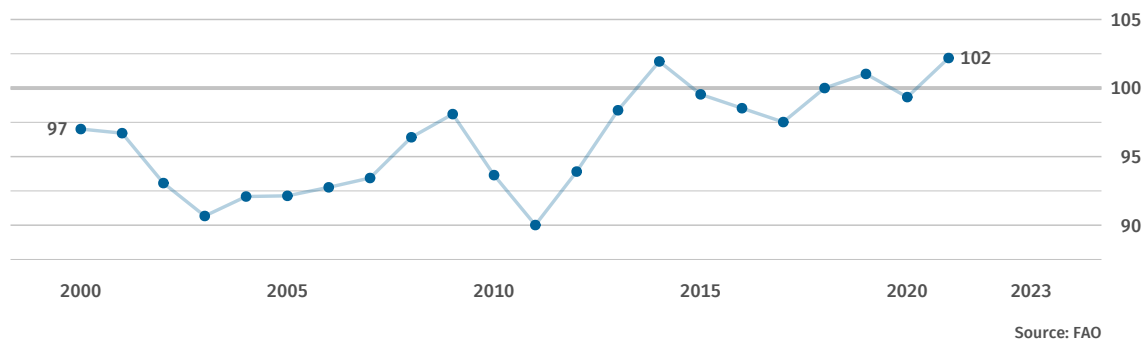
% of land area

64.3

(2021)

Source: FAO*

Index of agricultural production
2014 to 2016 = 100





Foreign trade

Export of goods

bn US\$

684

(2022)

Source: UN Comtrade

Import of goods

bn US\$

731

(2022)

Source: UN Comtrade

Trade balance, goods

bn US\$

-48

(2022)

Source: UN Comtrade*

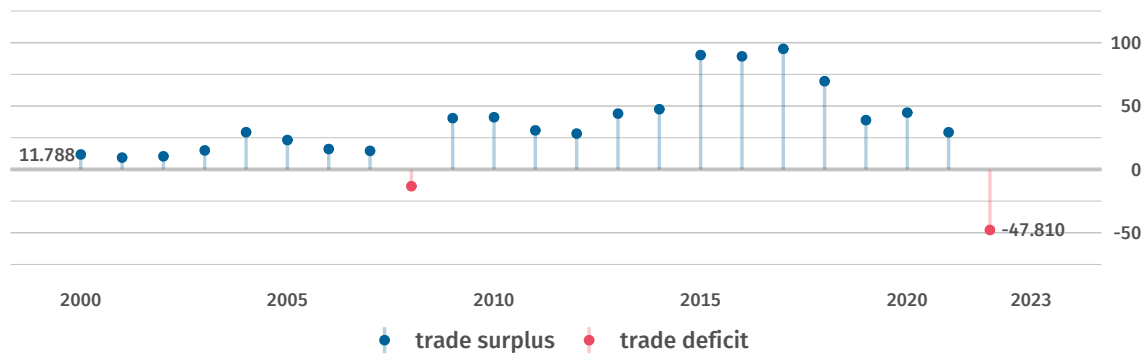
Export and import of goods

bn US\$



Foreign trade balance

bn US\$



Goods exported to Germany

mn US\$

10,043

(2022)

Source: UN Comtrade

Goods exported to Germany

% of all goods exported

1.5

(2022)

Source: UN Comtrade*

Goods imported from Germany

mn US\$

23,613

(2022)

Source: UN Comtrade

Goods imported from Germany

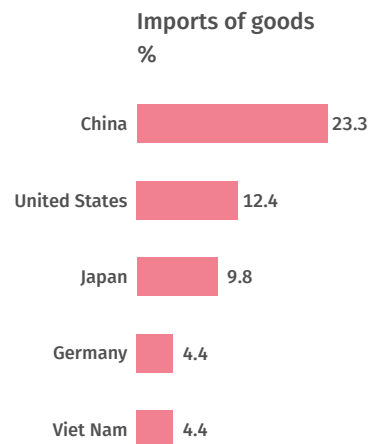
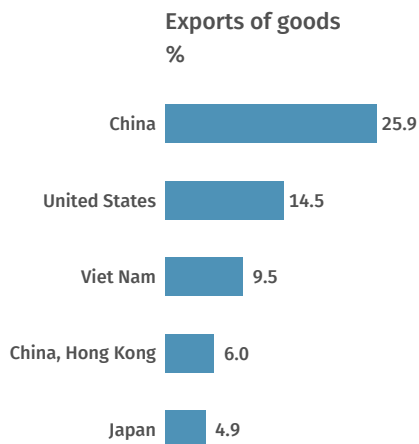
% of all goods imported

3.2

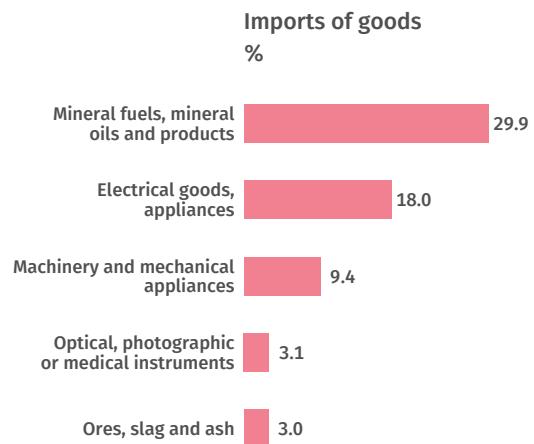
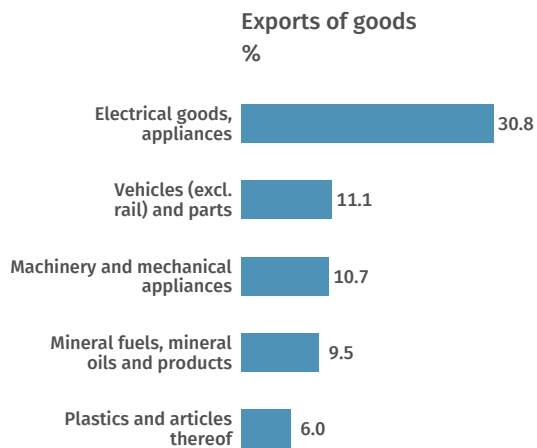
(2022)

Source: UN Comtrade*

Main trading partners, 2022



Main commodities traded, 2022



Source: UN Comtrade*

Classification of commodities: Harmonized Commodity Description and Coding Systems (HS2).



Transport

Passenger cars
per 1,000 inhabitants

371

(2020)

Source: OICA*

Total rail network
km per 1 mn inhabitants

83

(2021)

Source: WB-WDI*


Air transport, passengers
per 1,000 inhabitants

657

(2021)

Source: WB-WDI*

Pump price for gasoline in relation to Germany US\$ per litre



Source: GPP, 2024-07-29



Environment and energy

Carbon dioxide
emissions
tonnes per capita

12.3

(2022)

Source: EDGAR

Total primary
energy supply
kg oil equivalent per capita

5,413

(2015)

Source: WB-WDI

Gross electricity
consumption
kWh per capita

10,497

(2014)

Source: WB-WDI

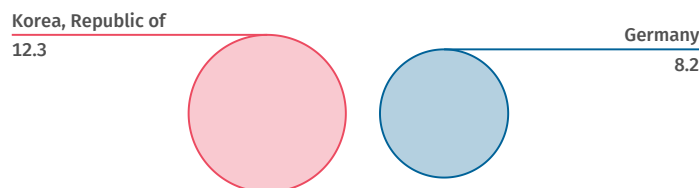
Renewable
energy
% of total final energy
consumption

3.6

(2021)

Source: WB-WDI

Carbon dioxide emissions in relation to Germany, 2022 tonnes per capita



Source: EDGAR



Science, research and technology

Gross domestic
expenditure on R&D
% of GDP

4.5

(2018)

Source: UNESCO

Researchers

per 1 mn inhabitants

7,980

(2018)

Source: UNESCO

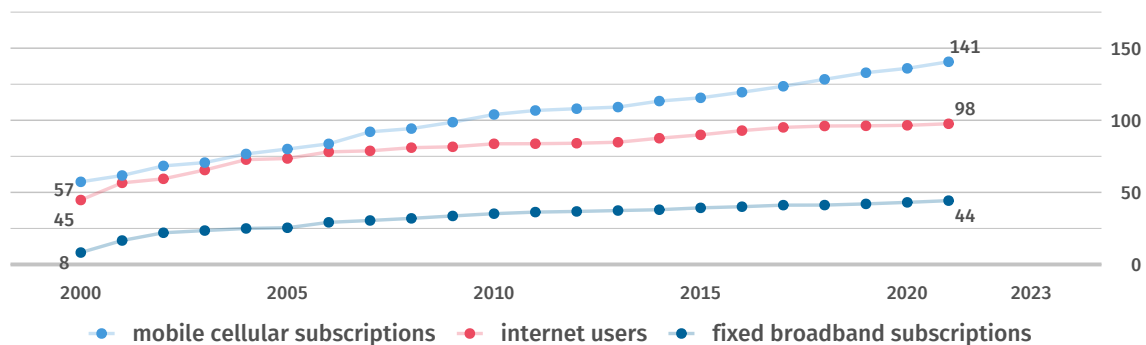
Resident patent
applications
per 1 mn inhabitants

3,599

(2021)

Source: WIPO

Dissemination of communication technology per 100 inhabitants



Source: ITU



Sources

EDGAR	Emissions Database for Global Atmospheric Research, European Commission
FAO	United Nations, Food and Agricultural Organization
GPP	GlobalPetrolPrices.com
ILOSTAT	International Labour Organization, ILOSTAT - Database
IMF-IFS	International Monetary Fund, International Financial Statistics
IMF-WEO	International Monetary Fund, World Economic Outlook
ITU	United Nations, International Telecommunication Union
OICA	International Organization of Motor Vehicle Manufacturers
UN Comtrade	United Nations, Comtrade Database
UNCTAD	United Nations, Conference on Trade and Development
UNDP	United Nations Development Programme
UNESCO	United Nations, Educational, Scientific and Cultural Organization
UNPOP	United Nations, Population Division
UNSD	United Nations, Statistics Division
WB-WDI	World Bank, World Development Indicators
WHO	World Health Organization, Global Health Observatory
WIPO	World Intellectual Property Organization

* Own calculations based on the original data source.

©nanoline icons by vuuds + Caviar-Premium Icons by Neway Lau, CreativMarket / own adaptation

Statistical country profiles on all UN Member States: www.destatis.de/countryprofiles